

LSU
Deposit and Collateral Report
For the Quarter Ended September 30, 2016

Deposits Requiring Posting of Collateral:	Demand Deposit Sweep/MMA Repurchase	Certificates of Deposit	Total Deposits in Financial Institutions	Collateral (1)
LSU A&M and LSU Health New Orleans				
Chase - LSU, Health Plan Premium	\$ 163,381,992		\$ 163,381,992	\$ 217,207,395
Capital One - LSU-A	4,604,960		4,604,960	4,354,960
St. Landry Bank - LSU-E	192,958		192,958	1,000,071
Chase-HSCNO	18,145,981	18,600	18,164,581	31,355,043
Total	\$ 186,325,891	\$ 18,600	\$ 186,344,491	\$ 253,917,469
LSU Health Shreveport				
US Bank	\$ 4,492		\$ 4,492	\$ 250,000
Regions Bank-EA Conway	1,417,307		1,417,307	1,440,653
Regions Bank-Huey P Long	460,977		460,977	465,197
Regions Bank-Shreveport	\$ 59,740,784		\$ 59,740,784	\$ 68,000,711
Regions Bank-Shreveport Endowment Fds	6,931,481		6,931,481	
Total	\$ 68,555,041	\$ -	\$ 68,555,041	\$ 70,156,561
LSU Health Care Services Division				
JP Morgan Chase (HCSD)	\$ 43,602,414		\$ 43,602,414	\$ 46,503,595
Capital One (MCLNO Trust Fund)	4,083,997		4,083,997	9,687,851
Total	\$ 47,686,411	\$ -	\$ 47,686,411	\$ 56,191,446
LSU - Shreveport				
Campus Federal Credit Union		\$ 100,213	\$ 100,213	\$ 250,000
Capital One (Hibernia National Bank)	\$ 7,185,558		7,185,558	9,136,003
Total	\$ 7,185,558	\$ 100,213	\$ 7,285,771	\$ 9,386,003
Total Requiring Collateral	\$ 309,752,901	\$ 118,813	\$ 309,871,714	\$ 389,651,479
Deposits In Trust or Federal Obligations Not Requiring Collateral				
Repo's (Bank of New York)	\$ 31,599,035		\$ 31,599,035	
Federated Money Markets	\$ 49,185,841		\$ 49,185,841	
Federated Funds-Treas. Oblig. (2)	13,812		13,812	
Total	\$ 80,798,688	\$ -	\$ 80,798,688	
Total Deposits	\$ 390,551,589	\$ 118,813	\$ 390,670,402	

(1) Collateral amounts include FDIC coverage of \$250,000 on Demand Deposits, \$250,000 on CD's and \$250,000 by the National Credit Union Share Insurance Fund on deposits with Campus Federal Credit Union.

(2) One Group & Federated Funds are no-load, open ended mutual funds investing in U.S. Treasury obligations.

LSU
Investment Summary
For the Quarter Ended September 30, 2016

Fund Description	As of 7/1/2016			As of 9/30/2016		As of 12/31/2016		As of 3/31/2017		As of 06/30/2017	
	Value	Cost	Market Value	Cost	Market Value	Cost	Market Value	Cost	Market Value	Cost	Market Value
LSU Health Shreveport											
Current Funds											
Cash/Sweeps S.	\$52,626,700	\$59,745,276	\$59,745,276								
Cash/Sweeps C.	\$1,290,500	\$1,417,307	\$1,417,307								
Cash/Sweeps H.	\$499,056	\$460,977	\$460,977								
Cash/Sweeps	\$54,416,256	\$61,623,560	\$61,623,560	\$0	\$0	\$0	\$0	\$0	\$0	\$0	\$0
Money Market Accounts/Repos (A)	\$1,506,001	\$3	\$3								
Treasury Notes (B)											
Agency Securities (B)	\$5,261,731	\$5,257,803	\$5,253,422								
Mortgaged Backed Securities (B)	\$2,796,316	\$2,727,752	\$2,676,989								
Municipal Bonds (E)	\$2,704,809	\$3,640,310	\$3,650,617								
Corporate Bonds (D)	\$2,316,511	\$2,296,938	\$2,296,880								
Total	\$69,001,624	\$75,546,366	\$75,501,471	\$0	\$0	\$0	\$0	\$0	\$0	\$0	\$0
Endowment Funds											
Cash/Sweeps	\$6,930,453	\$6,931,481	\$6,931,481								
Equity Securities (C)	\$7,650	\$7,650	\$13,869								
Mutual Funds	\$49,429,471	\$49,873,028	\$53,508,849								
Total	\$56,367,574	\$56,812,159	\$60,454,199	\$0	\$0	\$0	\$0	\$0	\$0	\$0	\$0
Grand Total	\$125,369,198	\$132,358,525	\$135,955,670	\$0	\$0	\$0	\$0	\$0	\$0	\$0	\$0
LSU HCSD											
Current Funds											
Cash/Sweeps	\$43,641,215	\$43,602,414	\$43,602,414								
Total	\$43,641,215	\$43,602,414	\$43,602,414	\$0	\$0	\$0	\$0	\$0	\$0	\$0	\$0
Other Funds											
Cash/Sweeps	\$3,943,346	\$4,083,997	\$4,083,997								
Money Market Accounts/Repos (A)	\$37,512,662	\$40,071,008	\$40,071,008								
Equity Securities (C)	\$464,950		\$432,909								
US Gov Related Securities	\$16,295	\$13,812	\$13,812								
Total	\$41,937,253	\$44,168,817	\$44,601,726	\$0	\$0	\$0	\$0	\$0	\$0	\$0	\$0
Grand Total	\$85,578,468	\$87,771,231	\$88,204,140	\$0	\$0	\$0	\$0	\$0	\$0	\$0	\$0
LSU - Shreveport											
Current Funds *											
Cash/Sweeps	(\$17,866)	\$6,900,303	\$6,900,303								
Money Market Accounts/Repos (A)	\$501,707	\$24	\$24								
Certificates of Deposit	\$100,213	\$100,213	\$100,213								
Total	\$584,054	\$7,000,540	\$7,000,540	\$0	\$0	\$0	\$0	\$0	\$0	\$0	\$0
Other Funds											
Cash/Sweeps	\$285,231	\$285,231	\$285,231								
Total	\$285,231	\$285,231	\$285,231	\$0	\$0	\$0	\$0	\$0	\$0	\$0	\$0
Grand Total	\$869,285	\$7,285,771	\$7,285,771	\$0	\$0	\$0	\$0	\$0	\$0	\$0	\$0
System Total	\$847,837,044	\$905,954,303	\$923,712,027	\$0	\$0	\$0	\$0	\$0	\$0	\$0	\$0

* Negative balance in the cash/Sweeps section of the current funds does not represent an actual negative bank balance, rather it represents a timing difference of the allocation of the current funds.

** Small endowment funds at LSUS were moved to the LSUS Foundation to accommodate Workday

*** LSU Paid Campuses include the following: LSU, LSU Ag Center, LSUA, LSUE, LSU Health New Orleans, and the LSU Pennington Biomedical Research Center

BENCHMARK NOTES (Example Only)

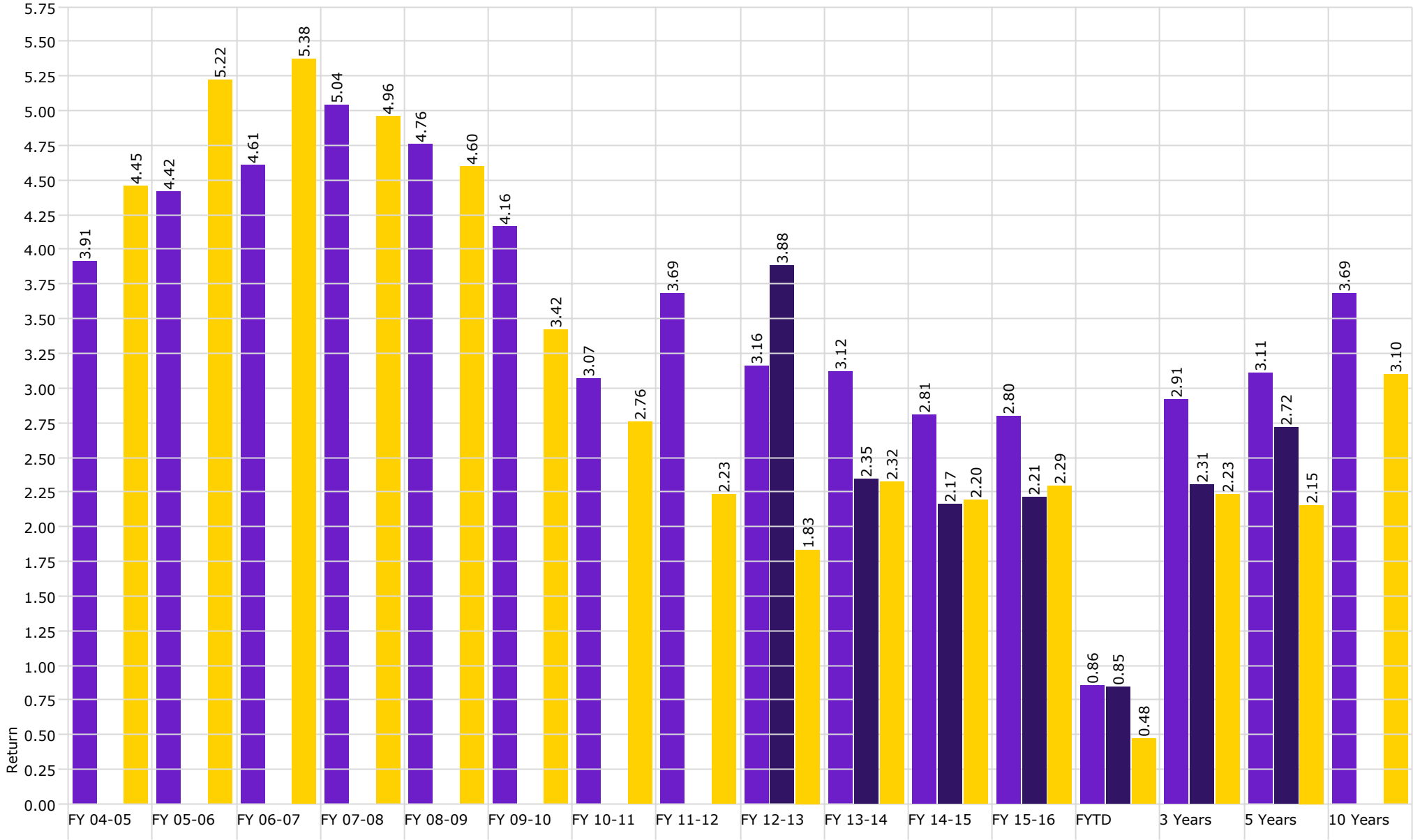
- (A) Benchmarked against 90 day T-Bill
- (B) Benchmarked against Barclay's US Agg Bond TR USD
- (C) US equities benchmarked against Russell 3000 and international against MSCI emerging market
- (D) Benchmarked against XYZ
- (E) Benchmarked against XYZ

Disclaimer: Pursuant to PM-9, corporate bonds/notes only available for investment beginning 7-1-2011
Louisiana law provides for restrictions on maturity and allocation and may effect benchmark comparison:



Investment Management Program Non Endowed Accounts **Realized Yield**

As of 9/30/2016



■ Non Endowed

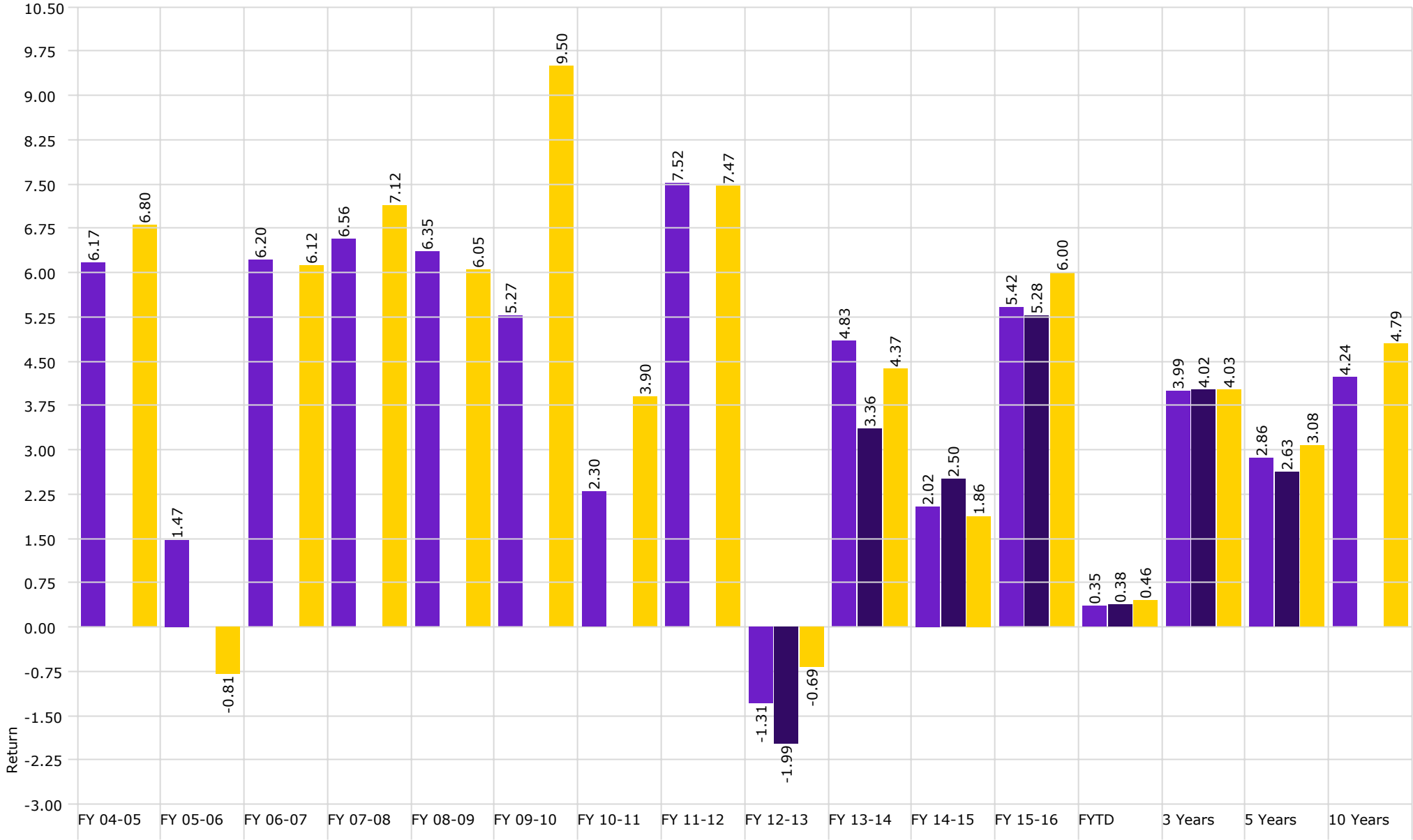
■ Health Plan

■ Barclays Aggregate Bond Index



Investment Management Program Non Endowed Accounts **Total Return**

As of 9/30/2016



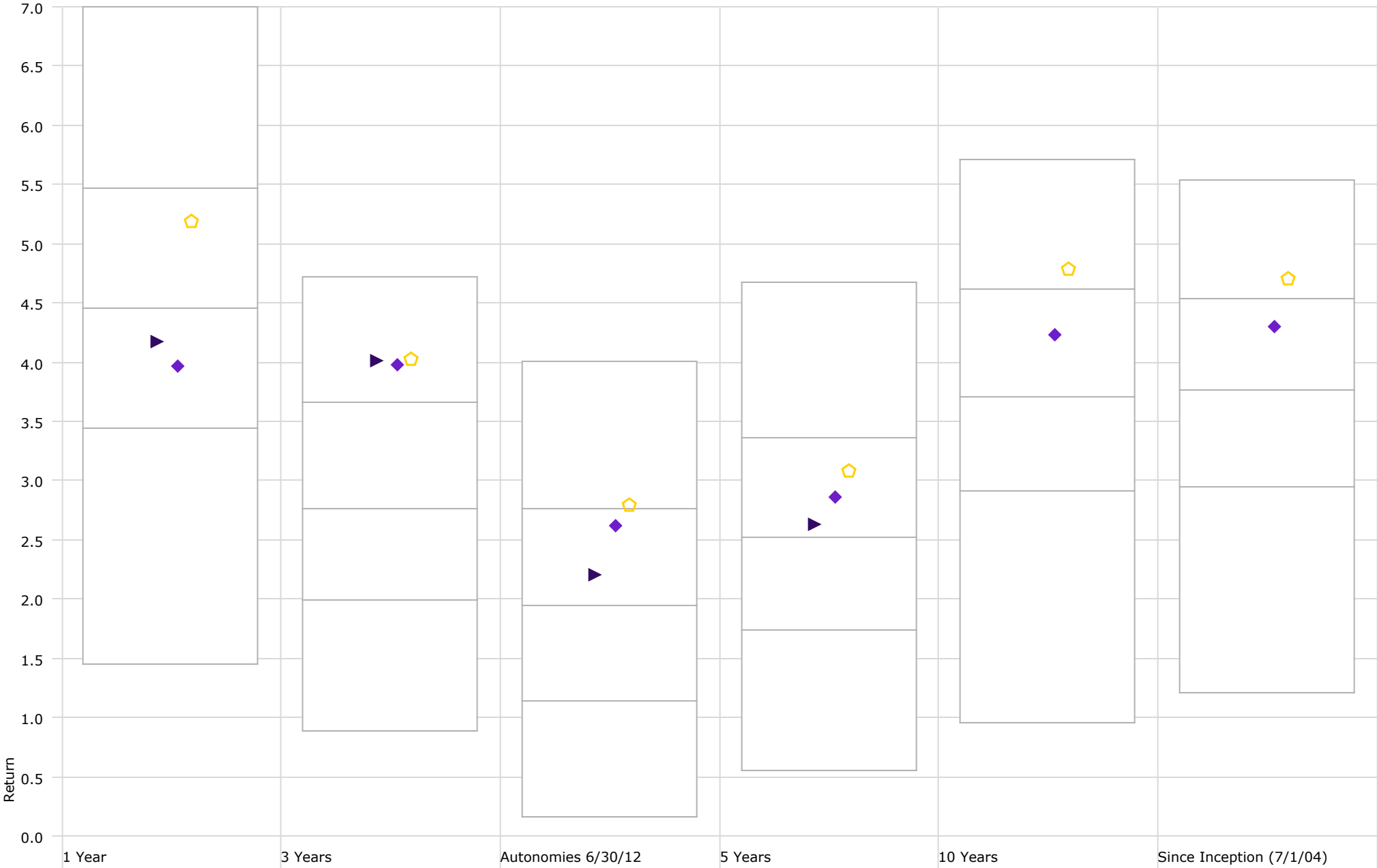
■ Non Endowed

■ Health Plan

■ Barclays Aggregate Bond Index

Performance Relative to Peer Group (Total Return)

Peer Group (5-95%): All Managed Investments - U.S. - Intermediate-Term Bond

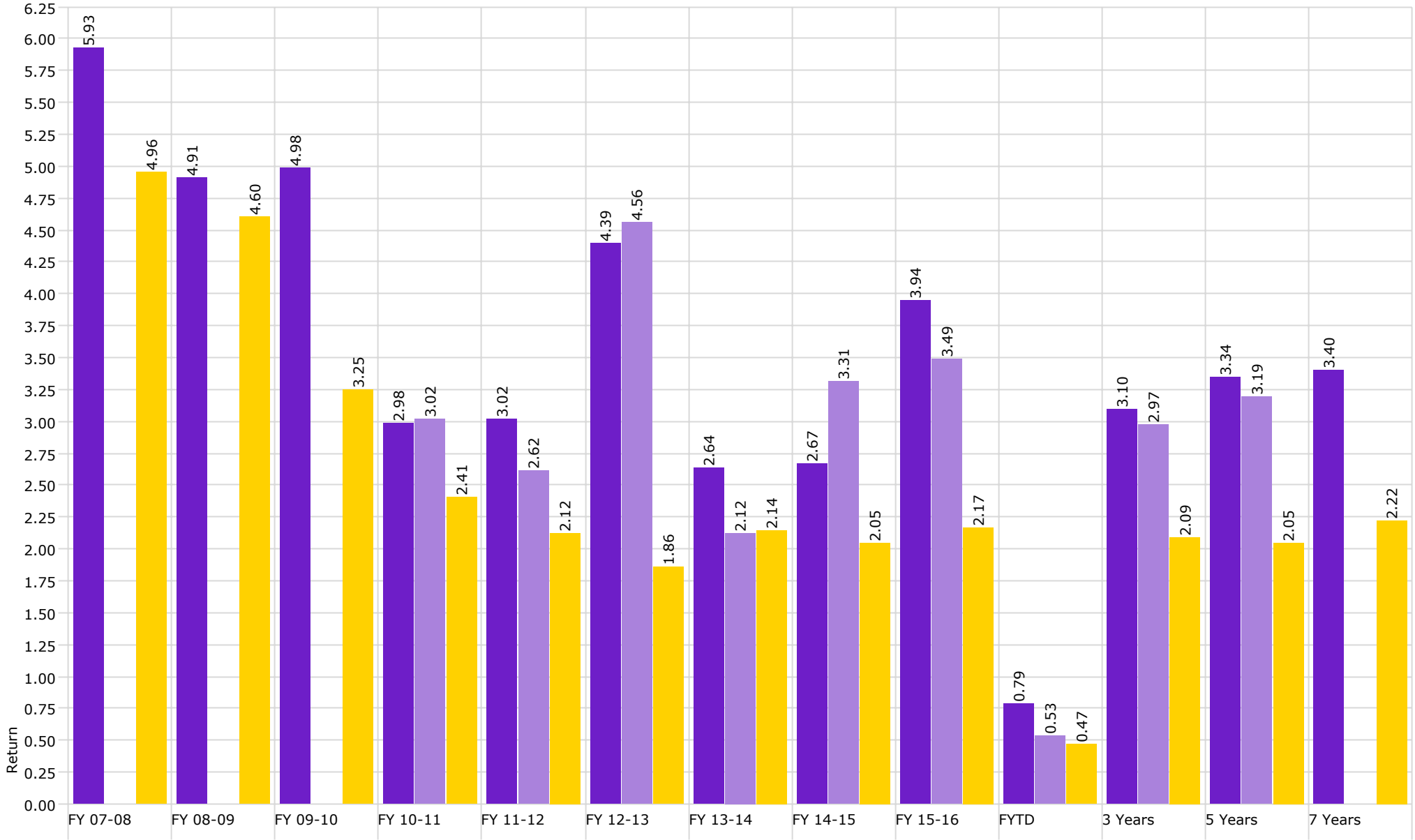


◆ Non-Endowed ► Health Plan ◻ Barclays Aggregate Bond Index



Investment Management Program Endowed Accounts **Realized Yield**

As of 9/30/2016



■ Endowment

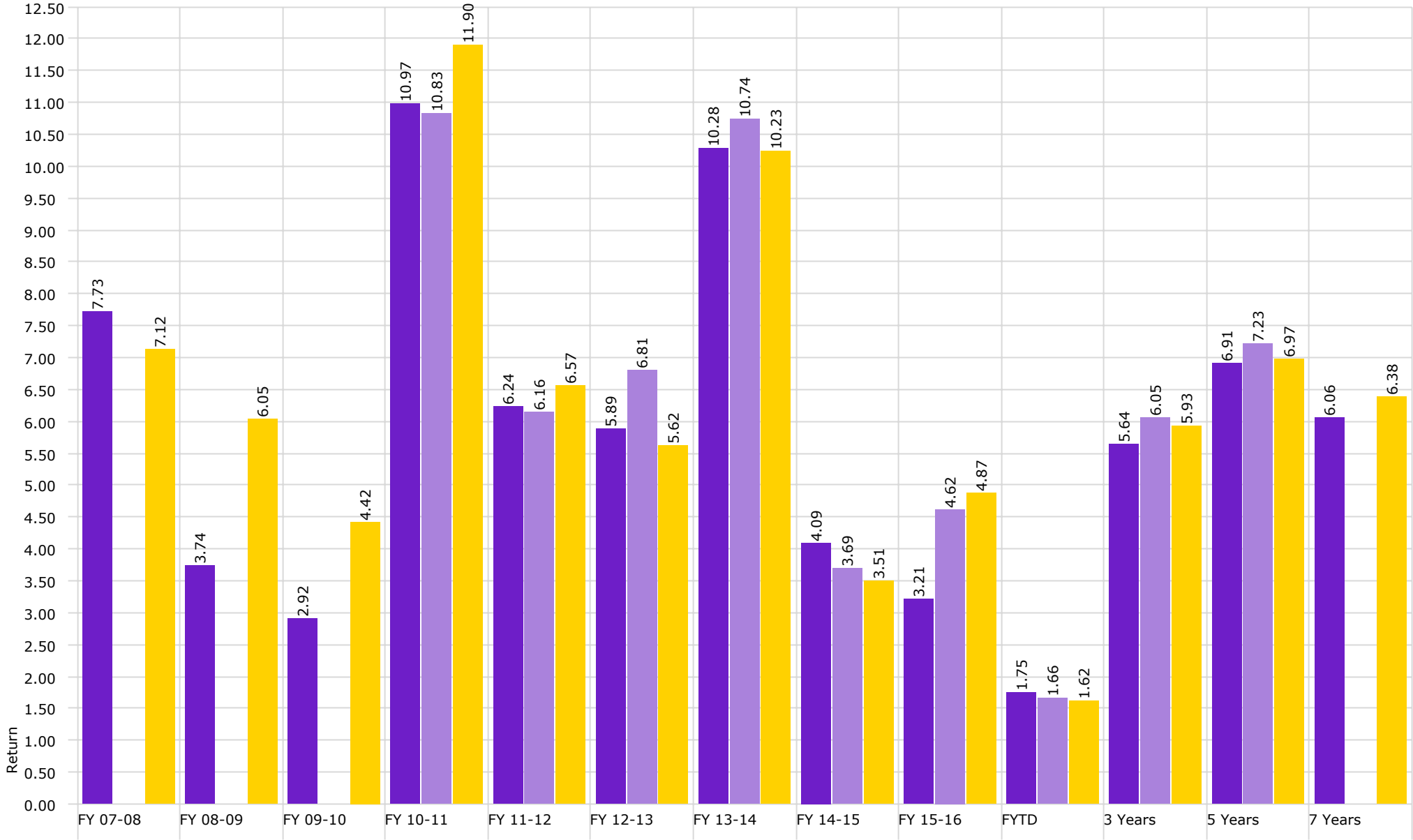
■ Osher

■ Endowed Benchmark



Investment Management Program Endowed Accounts **Total Return**

As of 9/30/2016



■ Endowment

■ Osher

■ Endowed Benchmark